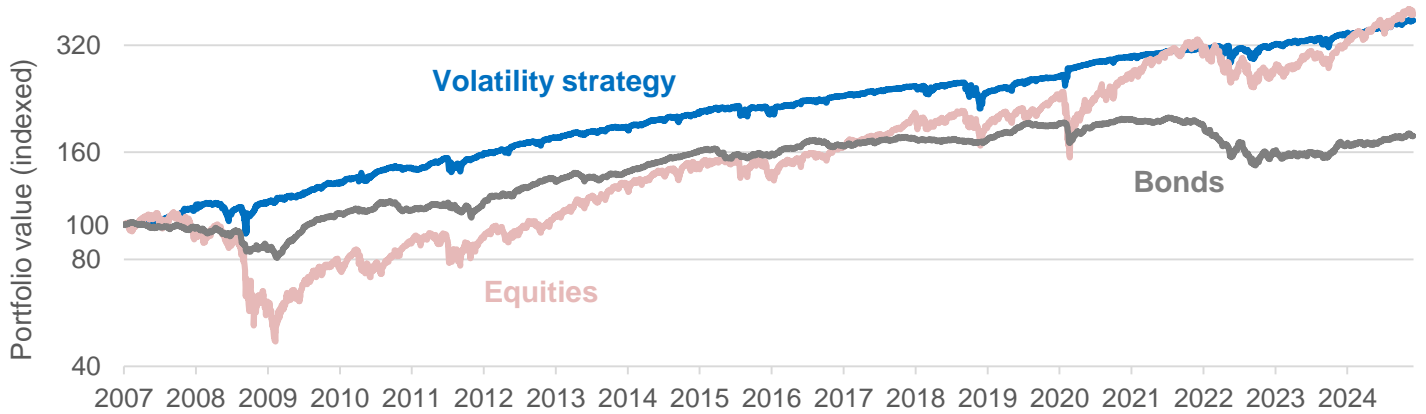


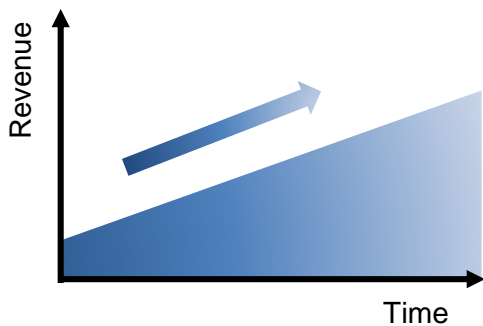
Finreon Volatility Income®

As an alternative asset class, **volatility strategies** offer access to **regular income** and **attractive diversification** potential



Volatility strategy: simulated performance Finreon Volatility Income® strategy (net) in EUR, Equities: S&P 500 NR EUR-hedged, Bonds: Barclays Euro-Agg Corp 7-10 EUR. Period shown: 01/31/2007 - 12/31/2024. Source: Finreon Research, Refinitiv, CBOE, Bloomberg. Past performance, simulations or forecasts are not reliable indicators of future performance. See page 3 for additional information on the simulation of the Finreon Volatility Income® strategy (net) in EUR.

The solution: Finreon Volatility Income® uniquely combines the **attractive volatility premium** with highly **sustainable investments**



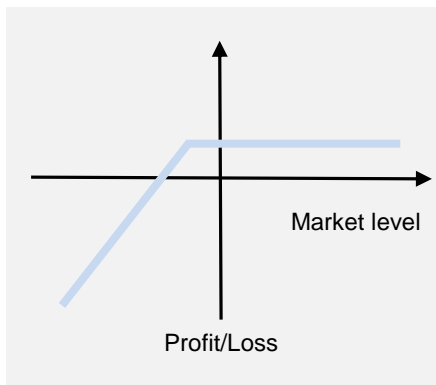
Liquid and steady income from the volatility premium



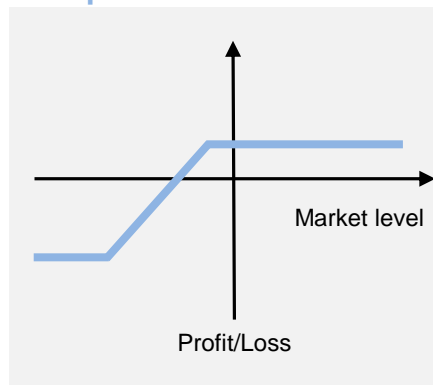
Broadly diversified, high-quality green bond portfolio

The investment concept: Attractive payout profile thanks to the **combination of established and innovative hedging mechanisms** to limit downside risks

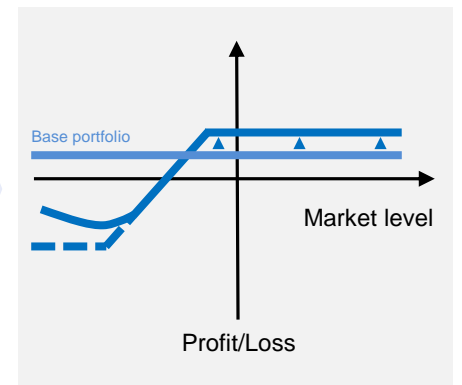
Premium collection



Risk-controlled premium collection



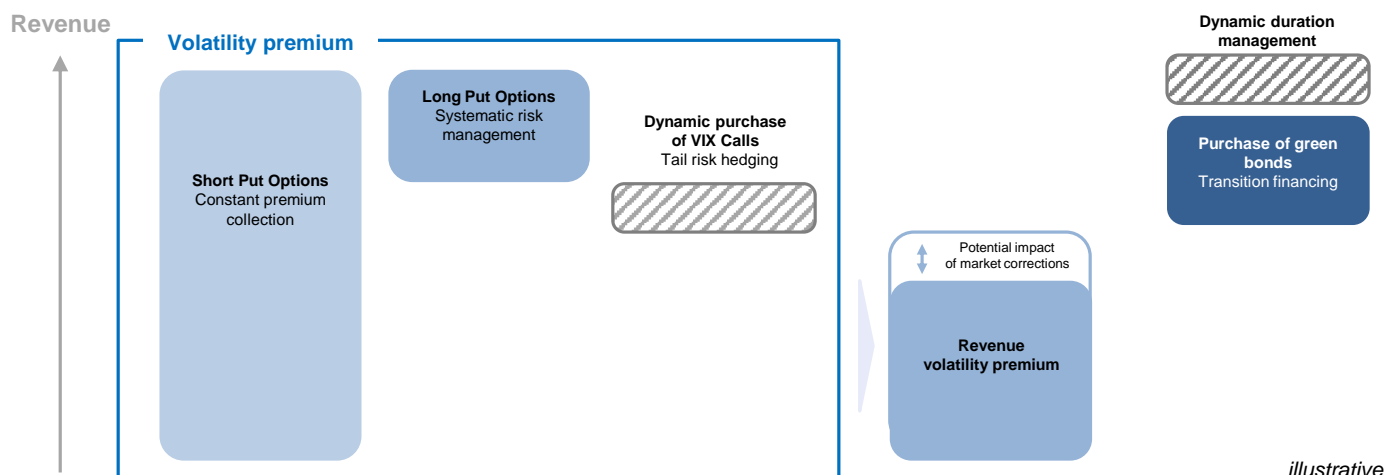
Finreon Volatility Income®



illustrative

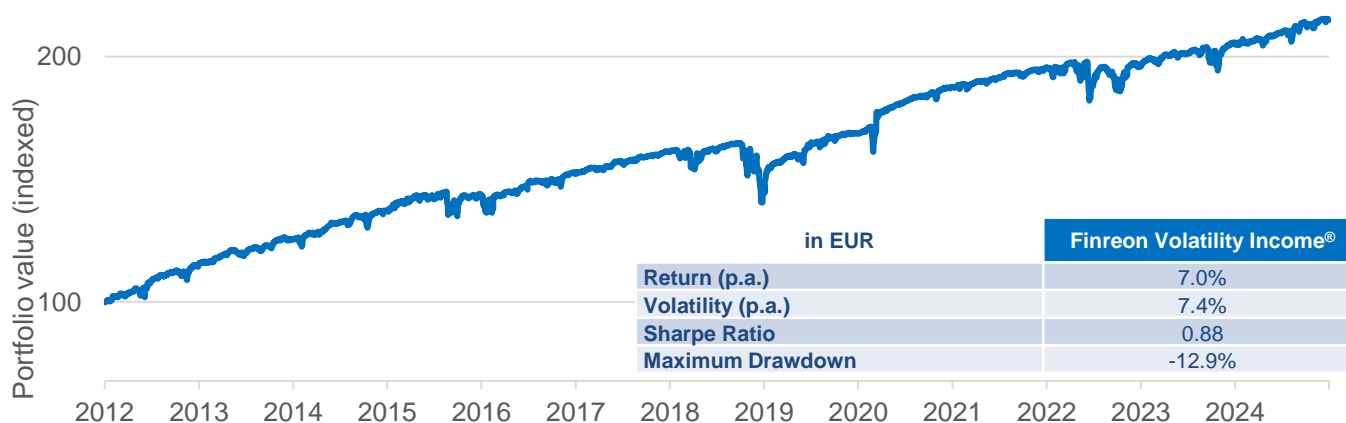


Multi-stage investment process: The volatility premium is optimally captured through a sophisticated and risk-controlled process



illustrative

Finreon Volatility Income[®] offers an attractive risk-return profile over the long term



Simulated performance Finreon Volatility Income[®] strategy (net) in EUR; period shown: 31.12.2011 - 31.12.2024. Source: Finreon Research, Refinitiv, CBOE. Past performance, simulations or forecasts are not reliable indicators of future performance. See page 3 for additional information on the simulation of the Finreon Volatility Income[®] strategy (net) in EUR. Metrics are based on monthly data and in EUR.

Fund details

Investment Advisor	Finreon	Fund currency	EUR (hedged share classes available)
AM / Fund Management / Custodian	Universal-Investment / Universal-Investment / State Street	Structure / fund domicile	UCITS under German law
Investor base	Private and qualified investors	Tradeability	Daily, subscription to NAV

	A	C	I / IHC	S1	S5/S5H
Conditions	-	> EUR 100'000	> EUR/CHF 1 Mio.	> EUR 50 Mio.	> EUR/CHF 50 Mio.
ISIN	DE000A3D9F94	DE000A3D9GA6	DE000A3D9GB4/ DE000A3D9GC2	DE000A3D9GD0	DE000A3D9GE8/ DE000A3D9GZ3
Currency	EUR	EUR	EUR/CHF(-hedged)	EUR	EUR/CHF(-hedged)
Distribution policy	distributing	distributing	distributing	distributing	distributing
Advisory Fee (p.a.)	1.15%	0.65%	0.40% / 0.38%	0.00%	0.00%
Admin Fee (p.a.)¹	0.24%	0.24%	0.24% / 0.26%	0.19%	0.19% / 0.21%
Performance fee²	15%	15%	15%	15%	15%

1) The Administration fee comprises the fund administration fee, the portfolio management fee. Further costs (such as custody) are not included. 2) with HWM via €STR for EUR share classes, SARON for CHF-hedged share classes. Further information, e.g. sales prospectuses, key investor information, annual and semi-annual reports can be found via the fund selector of Universal Investment.



Legal notice

Note on the simulation of the Finreon Volatility Income® (netto) in EUR: The simulation is based on the rule-based investment process, which is also used in the portfolio construction of the Finreon Volatility Income fund. The time series is the result of the historical performance of a combination of a base portfolio made of a bond index and a cash component (with approx. 5% foreign exchange risk) and a systematic option strategy on equity & volatility index options and a rule-based duration management using interest rate futures. Historical price data of options, futures, bonds and indices are used. There is no discretion in the historical composition of the portfolio in the simulation. Deviations of the simulation compared to the implementation in the fund may arise, among other things, in the selection of individual bonds in the base portfolio, through the use of options on a sustainable index, as well as through discretionary powers of the asset manager. The counterparty margins assumed in the performance calculation are fictitious and variable and therefore do not provide a reliable indication of the future impact of the margins on the performance of the product.

This document is a marketing communication of Finreon, Oberer Graben 3, 9000 St. Gallen, Switzerland, which is for informational purposes only and does not claim to contain the complete presentation of the product features. It does not constitute an offer or a recommendation/solicitation to buy or sell financial products and does not replace the essential advice and risk disclosure – which we expressly recommend to you before making any investment decision – by your personal advisor.

Investing involves risks. The value of an investment and the returns from it can both decrease and increase, and investors may not get back the amount invested in full. Insofar as future performance is presented in this presentation, these and/ or the related recommendations are based, among other things, on forecasts for the future development of the financial markets and corresponding simulations. These forecasts and simulations, in turn, are based primarily on experience and concrete performance data from the past. We would therefore like to expressly point out that historical performance data, forecast calculations and other simulations are **not a reliable indicator of future performance. We can therefore not guarantee the occurrence of the predicted values of the model calculations.** Commissions, costs and taxes at the level of the investor adversely affect the performance of this financial product. Investments in foreign currencies also involve currency risk, which may increase or decrease the return in the investor's reference currency due to currency fluctuations.

Backtestings as well as hypothetical or simulated performance data are subject to several limitations, including the following:

- They are determined retrospectively, are based on historical data and do not reflect the potential impact of certain economic and market factors on the decision-making process for an actually managed client portfolio. No hypothetical, back-tested or simulated performance can show the impact of financial risks on actual performance.
- Such data does not reflect actual transactions and cannot reliably replicate a willingness to accept losses.
- The information is based in part on hypothetical assumptions for model calculation purposes that may not apply to the actual management of portfolios.

No commitment is made and no guarantee is given as to the appropriateness of the assumptions or the fact that all assumptions for the achievement of the return have been stated or fully taken into account. Changes in assumptions can have a significant impact on the model returns presented. The performance determined in backtesting differs from an actual portfolio development, as the investment strategy can be adjusted at any time and for whatever reason. Investors should not assume that they will experience performance comparable to the backtestings shown or hypothetical or simulated performance data. Significant deviations from backtesting as well as hypothetical or simulated performance data and subsequently achieved actual results of an investment strategy are possible.

To the extent that **indicative investment opportunities or portfolio structures are included**, the following applies:

The indicative investment opportunities or portfolio structures presented in these documents as well as the model calculations contained therein are based on the information and data communicated to us so far in the context of this document, the accuracy and completeness of which we have not checked. In this respect, the indicative investment opportunity/portfolio structure presented is a presentation that does not claim to be comprehensively suitable, but rather is intended to inform you about the general possibilities of an investment. In order to be able to provide you with a final investment recommendation tailored to your personal circumstances, we need further information, in particular on your investment objectives, your risk tolerance, your experience and knowledge of financial services and products as well as your financial circumstances. The products recommended in our action plan are based on the current prices and conditions, which can change daily. This also applies to the investment proposals and sample portfolios contained in this presentation, which can become irrelevant in the short term due to market events and therefore only have a momentary character.

A complete presentation of the properties of the products mentioned in this presentation and the full presentation of the advantages and disadvantages associated with the respective products can be found in the respective underlying securities prospectuses or term sheets. We will be happy to provide you with these on request. These documents and the indicative investment opportunities or portfolio structures contained therein were prepared on the basis of the (tax) laws in force today. Therefore, the validity of the information is also limited to the time of creation of this presentation. Changes in the law, changes in economic conditions or other events may affect future developments in deviation from our presentations (in particular on returns or taxes). Individual tax and / or legal questions we ask you, if necessary with a member of the tax and / or to discuss legal advisory professions.

Although these documents have been prepared with great care, neither Finreon nor its affiliates can assume any liability for the accuracy, completeness or expediency of the content. Unless explicitly stated, all figures in this publication are unaudited.

This is intended for **information only** and should therefore not be understood as an offer or solicitation to make an offer, to conclude a contract or to acquire or sell securities. The products or securities described herein may not be available for purchase in all countries or only certain categories of investors. Persons domiciled or domiciled in the USA are not permitted to hold shares of Finreon funds and it is prohibited to publicly offer, issue or sell these shares to persons of nationality or domicile USA. This publication is intended for investors in Switzerland only.

The data contained herein comes from various sources and has been considered accurate and reliable, but has not been independently verified; their completeness and accuracy are not guaranteed and no liability is assumed for direct or indirect damages resulting from their use. Existing or future offer or contract conditions take precedence.

The entire content of these documents is protected by copyright (all rights reserved). The duplication, publication or passing on of the content in any form is not permitted.

This document is for informational purposes only and does not constitute a solicitation to buy or sell fund units. Historical performance is no guarantee of a similar development in the future. This cannot be predicted. The sole basis for the acquisition of shares is the sales documents (Key Investor Information, Prospectus, Annual and Semi-Annual Reports) for this fund. The sales documents are available free of charge in German from the responsible intermediary, the depositary of the fund or from the capital management company Universal-Investment-Gesellschaft mbH (Theodor-Heuss-Allee 70, 60486 Frankfurt, Tel. 069-7 10 43) as well as on the Internet at www.universal-investment.com. Opinions expressed are subject to change without notice. Neither Universal-Investment nor its cooperation partners assume any kind of liability for the use of these representations or their content. A summary of your investor rights in German can be found on www.universal-investment.com/media/document/Anlegerrechte. In addition, we would like to point out that Universal-Investment may decide, in accordance with Article 93a of Directive 2009/65/EC and Article 32a of Directive 2011/61/EU, in accordance with Article 93a of Directive 2009/65/EC and Article 32a of Directive 2011/61/EU, in particular by submitting a package offer to buy back or redeem all corresponding shares, which are held by investors in the relevant Member State.

Year	Finreon Volatility Income®
	Return
2012	11.7%
2013	7.6%
2014	8.6%
2015	5.1%
2016	6.6%
2017	6.7%
2018	-10.5%
2019	18.5%
2020	14.4%
2021	5.8%
2022	0.7%
2023	8.7%
2024	9.4%

Contact Details

Finreon AG

Oberer Graben 3
9000 St. Gallen
Schweiz

T: +41 71 230 08 06
ralf.seiz@finreon.ch
www.finreon.ch

Finreon is an established spin-off from the University of St. Gallen and offers competent and professional services in the field of asset management and finance.

Our concepts are based on long-standing experience combined with the latest scientific findings.

Finreon is a member of Swiss Sustainable Finance.